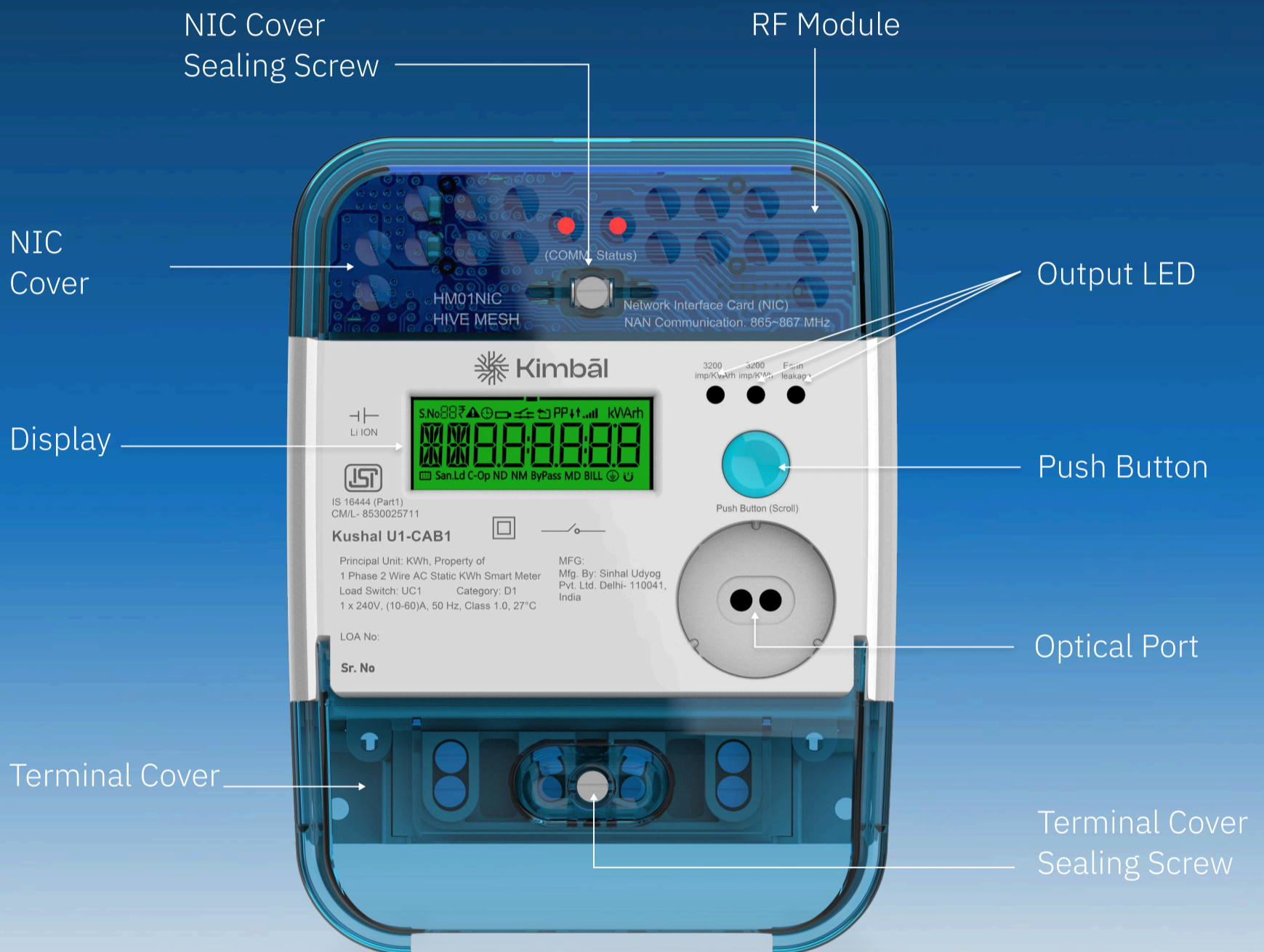


KNOW YOUR SMART METER

A Consumer's Quick Reference Guide



What is a Smart Meter?

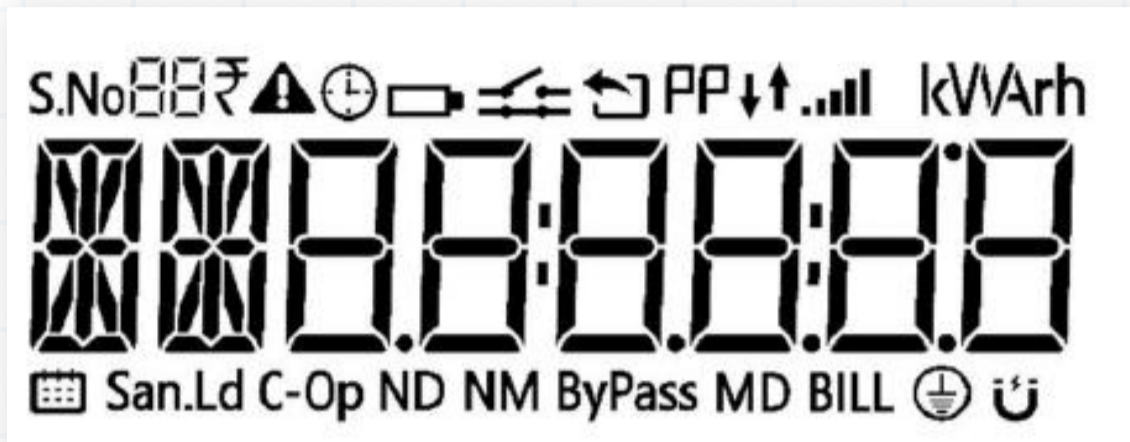
A smart meter is an advanced electronic static energy meter equipped with a communication module that allows electricity consumption data to be transmitted remotely to DISCOM, eliminating the need for manual meter reading and meter reader visit. It also includes an internal switch/relay to enable supply in pre-paid mode. This relay is also helpful to disconnect supply remotely in case of any fault.




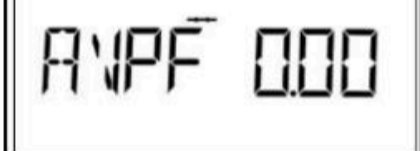




Key Benefits:

- Accurate billing based on actual consumption
- Fair and transparent energy charges
- Monitoring energy consumption.

Understanding Your Smart Meter Display

Main LCD Screen Parameters: - Your smart meter LCD display shows the following key information:










Parameter	What It Means	Display	Unit
Energy	Total electricity consumed since installation		kWh (kilowatt-hour)
Voltage	Current electrical voltage supplied to your premises		Volts (V)
Current	Current flowing through the meter at present		Amperes (A)
Power Factor	Efficiency of electrical usage (1.0 is ideal)		0.0 to 1.0
Load	Current power being consumed at this moment		kW (kilowatt)
Frequency	AC supply frequency (standard in India is 50 Hz)		Hz
Date & Time	System clock for billing period tracking		dd:mm:yy hh:mm:ss
Prepay mode:	Recharge Amount		Rs

How to Navigate Your Meter Display

1. Auto and manual mode of display parameters
2. Auto mode: auto scrolling of parameters with hold time of 10 seconds.
3. Push mode: press the Display Button to scroll through different parameters

LCD Icons and What They Mean

Icon	Meaning
 Red LED Blinking	Active Energy is being consumed by you (higher the consumption faster the blinking of LED)
 Antenna Symbol	Meter is connected to the network
 Earth Fault Symbol	Earth fault or earth leakage current, need to rectify the wiring problem in your house.
 Switch OFF symbol  Switch ON symbol	Switch Status: ON (supply connect) or OFF (supply disconnected)
 Caution Symbol	Abnormality/tamper detected in meter
 Communication icon (blinking)	Communication with utility in progress

Basic Troubleshooting Guide Problem:

Meter is Disconnected (Load Switch OFF)

Possible Causes:

- Non-payment of bills
- Safety protection due to abnormal conditions or overload conditions

Solution:

- Verify outstanding dues on your online consumer account
- Once payment is cleared, contact your distribution company for reconnection